


SUPERIOR MARINE TECHNOLOGY



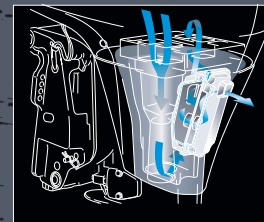
Pistons dedicated to TLDI® outboards
 Teflon® coated pistons (Equipped on MD 75/90/115) with a concave shape to the head were specifically designed for TLDI® and significantly increase fuel combustion efficiency



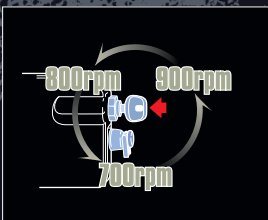
Direct fuel injection into cylinders
 Due to the design of the cylinder head chamber and piston dome, the finely atomized fuel mist created by the fuel injector is injected near the spark plug to achieve ideal combustion.



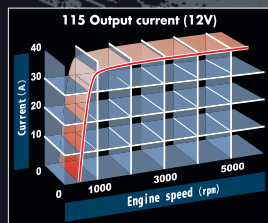
Air compressor
 One of TLDI's essential engine components that is the driving force in achieving stabilized fuel injection.



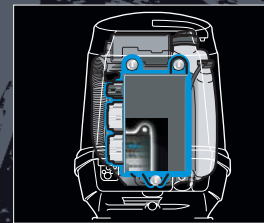
Idle noise reduction system
 The exhaust gases and the sound are routed through the labyrinth exhaust. This process reduces the noise level to a minimum when exiting above the waterline through idle port.



Three step trolling speed control
 The idling speed can be set to any of the three rpm ranges, 700, 800 or 900, by adjusting it on your key switch. This feature allows you to select the ideal trolling speed for maneuvering during a variety of current and wind conditions.



High output alternator
 Equipped with a high output alternator that produces 37amps of power even at 1,000rpm and a whopping 40amps at wide-open throttle.
 <115hp only>



Engine control unit (ECU)
 The 32-bit engine control unit controls the fuel injection and ignition timing for TLDI® outboards.

T L D I

Indulge in the exhilarating power and speed

POWER



TLDI MD 90/75

Tohatsu TLDI® 90/75 benefits:

- New high speed gear ratio (MD90)
- Air assisted direct fuel injection system provides excellent fuel economy
- Quiet operation
- Excellent horsepower-to-weight ratio
- Lightweight and compact
- Ultra low emission, EPA approved
- Tohatsu's unique 3+1 TLDI® limited warranty, one of the best Direct Injection warranties in the industry*

High performance and easy operation:

- Inductive ignition system for reliable starting
- Outstanding acceleration
- Electronic oil pump for more precise oil regulation throughout the rpm range
- Oil reservoir opening located on the top of the motor for quicker and easier refill onboard
- Multi-point oil injection system to more completely lubricate vital engine components
- Power Trim & Tilt

Fundamentals for user convenience and reliability:

- Through-the-prop exhaust for a quieter ride
- Thermostatically controlled cooling system for consistent engine temperature
- Stainless steel water pump housing for outstanding durability
- High grade marine aluminum alloy that provides the ultimate protection against corrosion
- Zinc coating on internal water passages for superior corrosion resistance
- User adjustable idle and trolling speeds
- Pre-rigging kits including tachometer, aluminum propeller and remote control box

Warning and protection:

- Low oil level warning (visual and audible)
- Overheat warning (visual and audible)
- Battery voltage warning (visual only)
- Start-in-gear protection for safer engine starting
- Safety lanyard (an essential protection feature standard on all Tohatsu outboards)
- Over-rev. limiter
- High-altitude compensation kits available (Option)

* Recreational usage

Exceeding expectations



California C.A.R.B.
single star rating
for ultra-low emissions.



3+1 Year limited warranty