



TOHATSU
Feel the Wind™



A L A R I S™

Electric Propulsion

ALARIS™ Electric Propulsion

Immerse yourself in the tranquility of nature, feel the rush of acceleration, and embrace a greener future. Welcome to that world with the all-new ALARIS™ 6.0kW electric outboard, the pinnacle of electric propulsion technology for watercraft enthusiasts. Unleash the power of the future technology today.

Each life is unique. Each moment is irreplaceable. Tohatsu helps you enjoy each experience to the fullest, in your own way. Meaning "of the wings," ALARIS™ enables each person to discover and pursue a more meaningful way of life. ALARIS™ expands your values and provides experiences beyond the brand.



High Performance and Easy Operation

Integrated Power Trim & Tilt

Incorporated electric-hydraulic tilt comes standard on ALARIS™ 6.0 which allows easy and smooth trimming & tilting when boating. Trim & tilt switch is located on the remote control box as well as control buttons on the touch screen display.



Integrated Power Trim & Tilt

3" Touch Screen Control Display


- Features:
- Integrated pass key for unlocking the outboard
 - Speed, tilt and trim
 - Diagnostics
 - Battery type, battery level/percentage
 - Language selection (English, Spanish, Dutch, French, German, and Italian)
 - Power output mode selection options: performance mode (max), sport mode (80%), and ECO mode (60%).



3" Touch Screen Control Display

Build-In GPS

GPS is built into the outboard and provides data to the control display, eliminating the need for a separate speedometer.



Build-In GPS

Fundamentals for User Convenience and Reliability

Flexible Battery Configuration

ALARIS™ 6.0 is approved for a 48v-60v system with 150A constant rate of discharge. ALARIS™ is compatible with Lithium Ion, Lithium Iron Phosphate, AGM (Absorbed Glass Mat), and Lead Acid batteries. Consumers, dealers and OEMs may select whichever battery type best matches their boat layout and space, or market availability.



Flexible Battery Configurations

Side & Top Mount

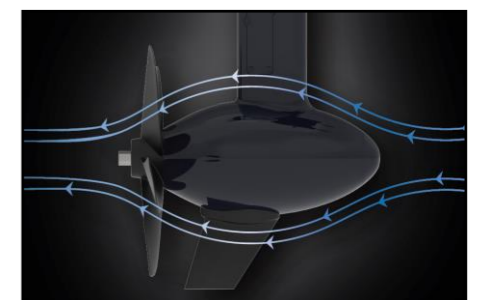
Available in both top and side-mount*, the control box fits a wide range of boat and rigging options. Includes the standard Tohatsu safety lanyard. *Top-mount control box comes standard with the outboard motor. Additional component required to convert to side-mount control box.



Side & Top Mount

Passive Cooling

Passive Cooling Motor and heat sink are located underwater, resulting in passive cooling. Passive cooling does not require moving parts, resulting in less maintenance and enhanced longevity.



Passive Cooling

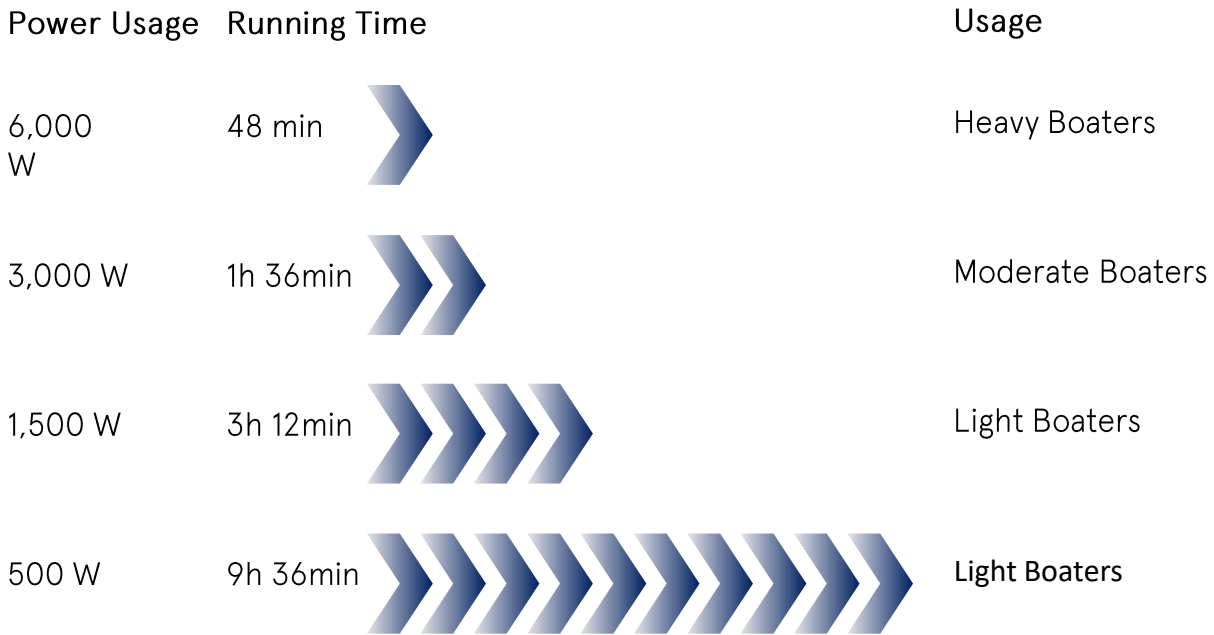
Maintenance Free*

PDI will be required during installation. No periodic maintenance such as grease up, changing or adding engine oil and gear oil, or winterization needed.

*Anodes have to be replaced.

Battery Runtime Expectancy* (Theoretical value)

4pcs 100Amp-12V nominal lead-acid battery - 48V configuration (4,800Wh)



*Actual run times may differ based on factors such as battery quality, health, and current charge level

Model	MEP 6.0
Motor Power	6.0 kW
Battery Configuration	Min. 48 volts – Max. 60 volts
Transom Heights	S (15"), L (20"), UL (25")
Control Type	Remote Control
Weight	S (32kg), L (33kg), UL (34kg)
Comparable Gas Outboard HP	9.9 HP
Torque	45NM (33 ft-lb) @ 1,300 rpm
Thrust	1,169 N thrust (263 lbs)



Check out our brand at www.tohatsu.com and social medias

